

**OHIO
GROWTH**



Revenue Growth vs. National

6.8%

OHIO MIDDLE MARKET GROWTH OVER THE PAST 12 MONTHS

6.6%

Past 12 Months National

3.1%

OHIO MIDDLE MARKET GROWTH OVER THE NEXT 12 MONTHS

5.1%

Next 12 Months National

Employment Growth

3.5%

OHIO MIDDLE MARKET GROWTH OVER THE PAST 12 MONTHS

3.9%

Past 12 Months National

1.4%

OHIO MIDDLE MARKET GROWTH OVER THE NEXT 12 MONTHS

2.7%

Next 12 Months National

Ohio companies more confident in national economy



GLOBAL ECONOMY

47%



NATIONAL ECONOMY

79%



LOCAL ECONOMY

78%

VS. NATIONAL MIDDLE MARKET

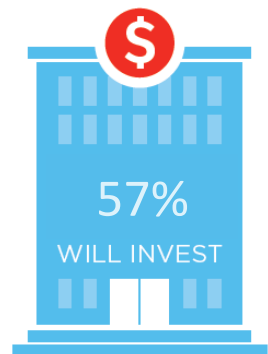
58%

73%

80%

Preparing for growth through capital investment

Middle market companies in Ohio are sending a strong message that they are poised to invest.



FOR MORE INFORMATION VISIT
MIDDLEMARKETCENTER.ORG



MEET OHIO'S MIGHTY MIDDLE MARKET

Ohio's Middle Market Defined

ANNUAL REVENUE

\$10MM—\$1B



NEARLY

5,400

BUSINESSES



MORE THAN

\$225B

IN ANNUAL REVENUE



REPRESENTS

0.9%

OF ALL OHIO
COMPANIES



EMPLOYS

28%

OF THE OHIO
WORKFORCE



GENERATES

19%

OF ALL OHIO
BUSINESS REVENUE



Diverse



CONSTRUCTION

6.8%



HEALTHCARE

10.1%



RETAIL TRADE

10.6%



WHOLESALE TRADE

12.0%




FINANCE & INSURANCE

4.5%



PROFESSIONAL SERVICES

6.1%



MANUFACTURING

23.0%

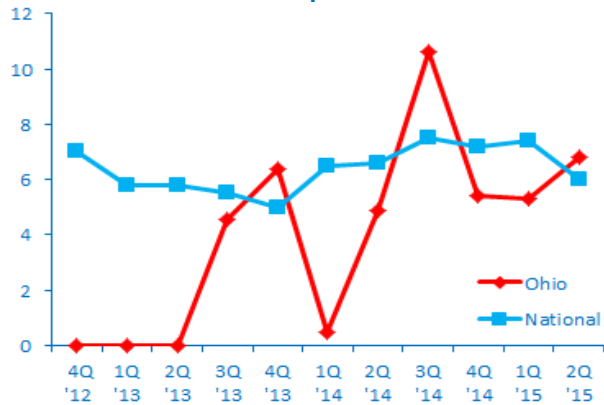


TRANSPORTATION &
WAREHOUSING

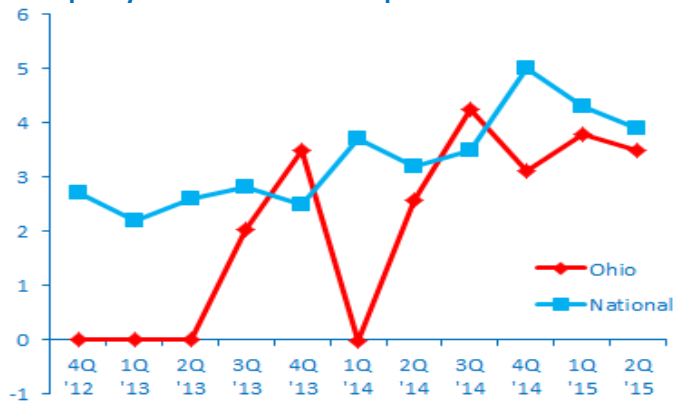
2.7%

OHIO GROWTH VS. NATIONAL

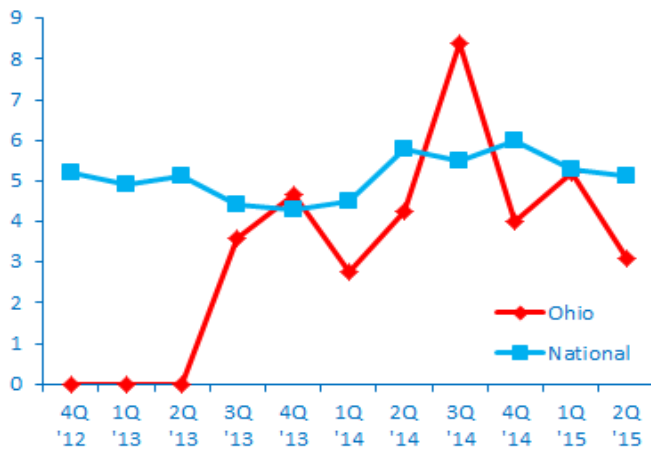
Revenue Growth past 12 months



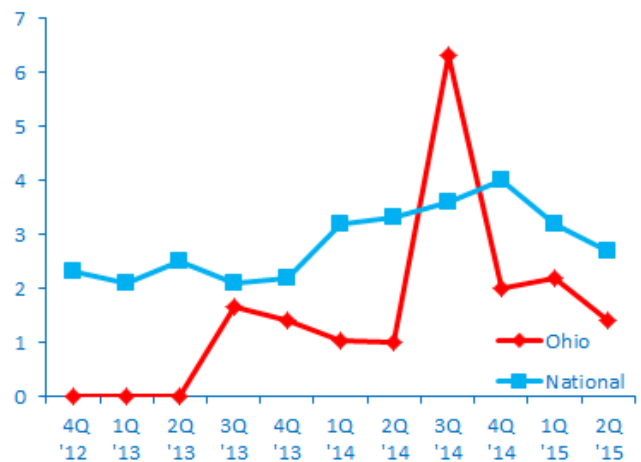
Employment Growth past 12 months



Revenue Growth next 12 months



Employment Growth next 12 months



FOR MORE INFORMATION VISIT
MIDDLEMARKETCENTER.ORG



NATIONAL CENTER FOR
THE MIDDLE MARKET

In Collaboration With

